


# C6A RJ45 field plug pro

AWG 26/1 - 22/1, AWG 27/7 - 22/7  
130E405032-E


8993351-03

- de** Montagehinweis für den Installateur
- en** Mounting note for the installer
- fr** Instructions d'installation pour l'installateur



**2** Anschlussbelegung / PIN assignments  
Affectation des fils aux contacts

PIN Nr. / No. / contact no.	T568A	T568B	INDUSTRIAL (Profinet)
1	WH-GN	WH-OG	YE
2	GN	OG	OG
3	WH-OG	WH-GN	WH
4	BU	BU	-
5	WH-BU	WH-BU	-
6	OG	GN	BU
7	WH-BN	WH-BN	-
8	BN	BN	-



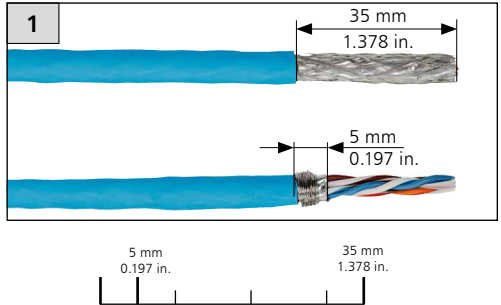








**HINWEIS / NOTE / AVIS**

**Anschlussfehler vermeiden!**  
Vor dem Anschluss Montageanleitung sorgfältig lesen!

**Avoid connection errors!**  
Read installation instructions carefully before connecting!

**Éviter des erreurs de raccordement !**  
A lire attentivement avant de procéder au raccordement !





**Demontage / Disassembly / Démontage**

